

Protective Life Ins Co

Group Affiliation: Protective Life Corp
Address: 2801 Highway 280 South
 Birmingham AL 35223
Phone: 205-268-1000

Domicile: TN
NAIC Number: 68136
Year Established: 1907
Company Type: Stock

Ratings

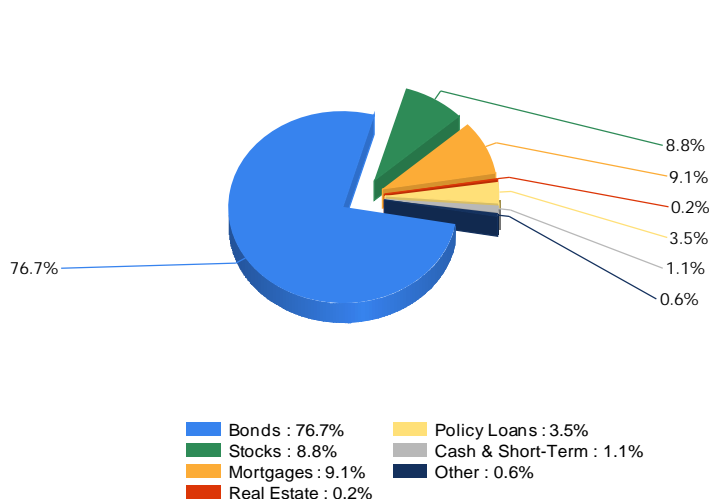
A.M. Best Company(Best's Rating, 15 ratings)	A+ (2)
Standard & Poor's(Fin. Strength, 20 ratings)	AA- (4)
Moody's(Fin. Strength, 21 ratings)	A2 (6)
Fitch Ratings(Fin. Strength, 21 ratings)	A (6)
Weiss(Safety Rating, 16 ratings)	B (5)
Comdex(Percentile in Rated Companies)	87

Assets & Liabilities

Total Admitted Assets	28,616,444
Total Liabilities	25,994,869
Separate Accounts	8,490,913
Total Surplus & AVR	2,856,244
As % of General Account Assets	14.2%

Invested Asset Distribution

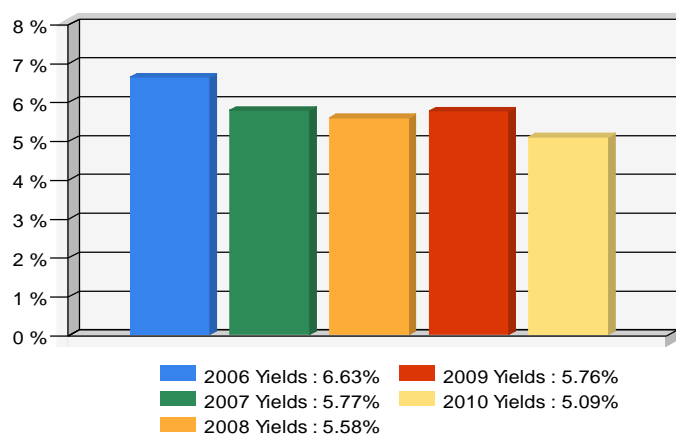
Total Invested Assets 19,407,344



Distribution of the invested assets

5 Year Investment Yields

5 Year Average 5.77%



Net yield on mean invested assets

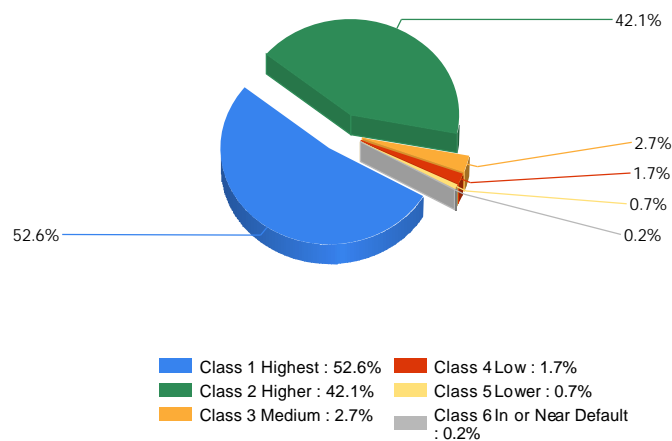
Non-Performing Assets

Bonds In or Near Default	1.0%
Problem Mortgages	0.0%
Real Estate Acquired by Foreclosure	0.2%
Total Non-Performing Assets/Surplus & AVR	1.2%
As a Percent of Invested Assets	0.2%

Income & Earnings

Total Income	4,329,702
Net Premiums Written	3,132,086
Earnings Before Dividends and Taxes	336,075
Net Operating Earnings	344,687

Bond Quality



Distribution of bond classes

Data for Year-End 2010 from the life insurance companies' statutory annual statements. All dollar amounts are in thousands. All ratings shown are current as of November 02, 2011.

Presented by: CPI Companies, 513 Centennial Blvd, Voorhees, NJ 08043 Phone: 8568741250 Email: rons@cpicompanies.com