

# Hartford Life Ins Co

**Group Affiliation:** Hartford Life Group  
**Address:** One Hartford Plaza  
 Hartford CT 06155-0001  
**Phone:** 860-547-5000

**Domicile:** CT  
**NAIC Number:** 88072  
**Year Established:** 1978  
**Company Type:** Stock

## Ratings

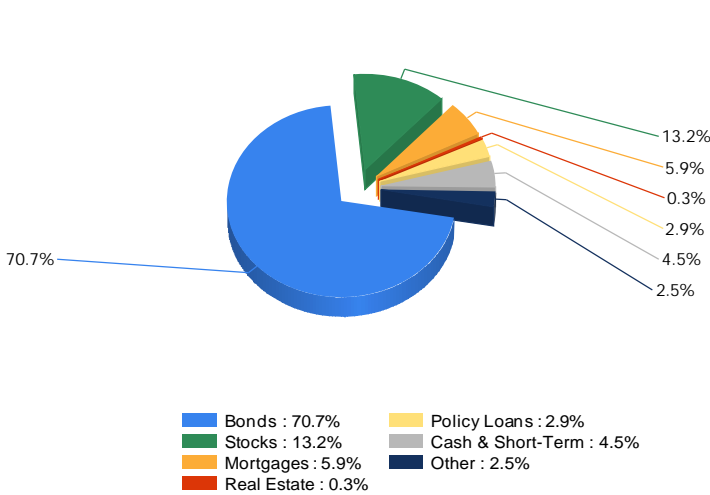
A.M. Best Company(Best's Rating, 15 ratings)	A (3)
Standard & Poor's(Fin. Strength, 20 ratings)	A (6)
Moody's(Fin. Strength, 21 ratings)	A3 (7)
Fitch Ratings(Fin. Strength, 21 ratings)	A- (7)
Weiss(Safety Rating, 16 ratings)	C (8)
Comdex(Percentile in Rated Companies)	76

## Assets & Liabilities

Total Admitted Assets	148,900,298
Total Liabilities	143,068,772
Separate Accounts	114,739,687
Total Surplus & AVR	5,901,804
As % of General Account Assets	17.3%

## Invested Asset Distribution

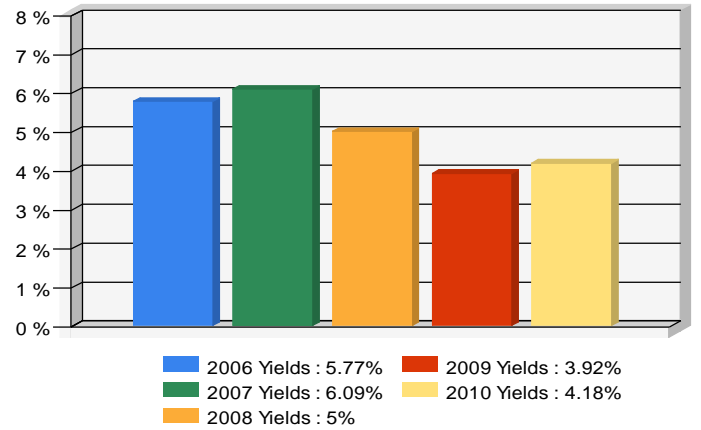
Total Invested Assets 33,146,370



Distribution of the invested assets

## 5 Year Investment Yields

5 Year Average 4.99%



Net yield on mean invested assets

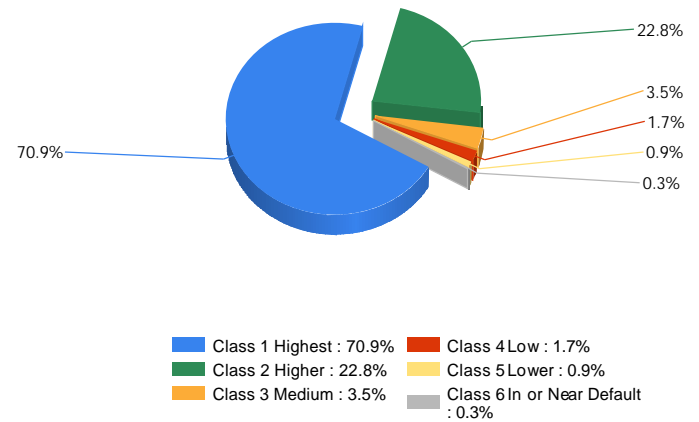
## Non-Performing Assets

Bonds In or Near Default	1.2%
Problem Mortgages	0.0%
Real Estate Acquired by Foreclosure	0.0%
Total Non-Performing Assets/Surplus & AVR	1.2%
As a Percent of Invested Assets	0.2%

## Income & Earnings

Total Income	6,749,163
Net Premiums Written	4,112,340
Earnings Before Dividends and Taxes	778,342
Net Operating Earnings	675,934

## Bond Quality



Distribution of bond classes

Data for Year-End 2010 from the life insurance companies' statutory annual statements. All dollar amounts are in thousands. All ratings shown are current as of November 02, 2011.